







ZetiCell

Long range private + public Wi-Fi small cell

Private Wi-Fi + Public Hotspot

Feature Summary

-  Multi-carrier 3G/4G + Wi-Fi for best in class connectivity in areas with little to no coverage
-  Designed for reliable, long range VOIP and Wi-Fi calling ¹
-  Public and private Wi-Fi connectivity for internet, messaging, email & video
-  Fail safe power management with mains, battery back up & solar options
-  Ruggedised, resistant to water, dust, temperature and humidity
-  Compatible with Zetifi's range of mobile vehicle and fixed Wi-Fi connectivity solutions to extend your coverage even further

Connection awaits.

The ZetiCell is a connectivity solution for farms and communities in rural and remote areas with limited mobile coverage.

It enables fast, reliable and affordable internet via private long range Wi-Fi into buildings, sheds, yards and paddocks while providing a separate public Wi-Fi hotspot that can be used by neighbouring farms and the public as an alternative to 3G/4G connectivity.

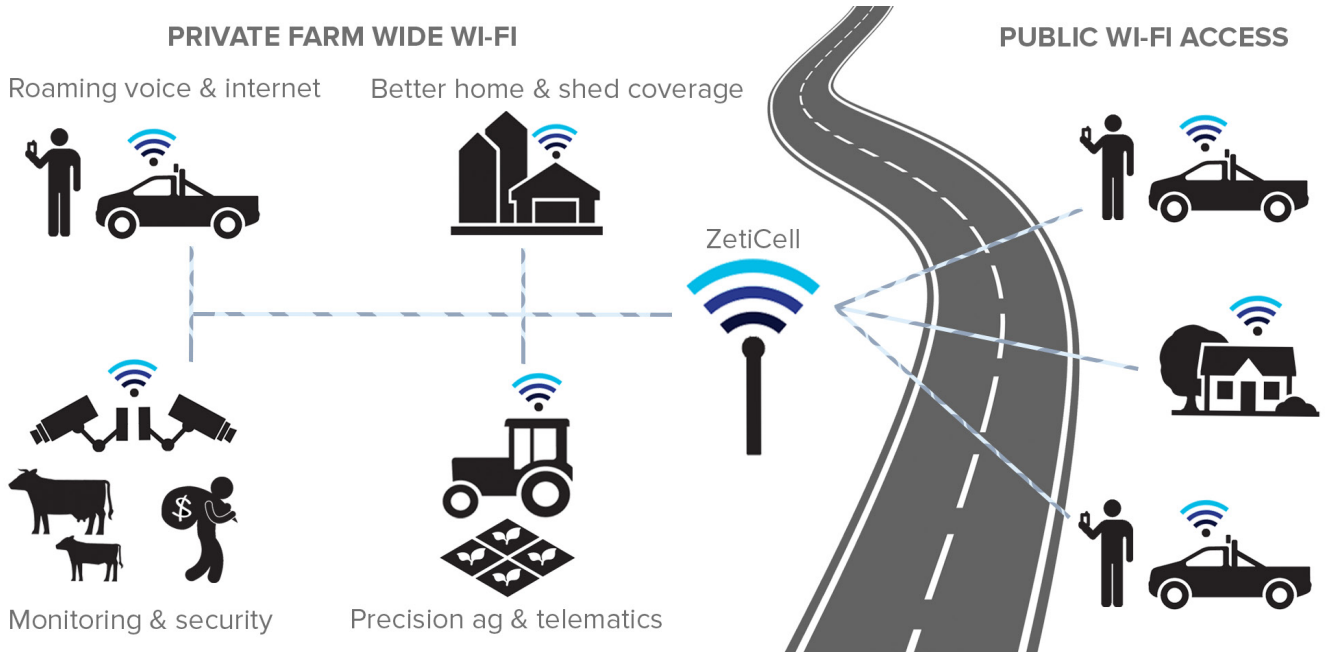
Installed on a stand-alone mast, or on top of a shed, silo or homestead, the ZetiCell will provide Wi-Fi coverage direct to phones and tablets hundreds of meters away and to vehicles equipped with a ZetiRover up to 3km away.

Bridging coverage gaps in rural and remote areas



Images are representative only. Actual product colour, branding, and dimensions may vary due to product enhancement. ¹Wi-Fi calling capable handset such as iPhone 6 onwards, Samsung Galaxy devices or Google Pixel 2 required.

Connection Options



Range

Example ZetiCell Coverage Range	
Farm (ZetiAP) to mast (ZetiCell)	10 kilometres line of sight
Vehicle (ZetiRover) to mast (ZetiCell)	3 kilometres line of sight
Device (e.g. phone) to mast (ZetiCell)	300 metres line of sight
IoT Device (e.g. camera) to mast (ZetiCell)	3 kilometres line of sight



Diagrams are not to scale. Network conditions and environmental factors, including location of antenna, volume of network traffic, building materials and construction, line of sight, and network overhead, can affect connectivity. Environmental factors may adversely affect wireless signal range.

ZetiCell Specifications

General	
Dimensions	390mm (L) x 125mm (W) x 60mm (H)
Antenna Height	Variable based on site requirements
Weight	Approx. 3.0kg
Operating temperature	-35°C to 70°C
Enclosure construction	Anodised aluminium
Operation cycle time	24 hours (rated for continuous use)
Power	
Voltage range	11V-32V DC
Maximum current draw	24W
Power connector	11V-32V DC, Max 24W

Specifications are subject to change without notice.

Optional Accessories

Accessories Available Separately
Back plate for tower or roof mounting
6m stand alone mast
5 metre rooftop mast